


# Personal Safety



# OUR COMMITMENT TO YOU



Whether you are at home, in your car, or away on vacation, you need to be aware of your surroundings so you can protect yourself.

Personal safety should never be taken for granted, and we all need to be actively involved and not leave law enforcement to accomplish the task alone.

Personal safety is best assured by practicing the tips in this booklet, thinking in advance about how you'd handle situations, and developing good safety habits. These should be no different than other habits, like setting the alarm clock, eating breakfast and brushing your teeth.

After you and your family have read through this booklet, make a specific effort to integrate the recommendations into your daily routine.

Develop a “security instinct” that will alert you to potential risks before you expose yourself.

Evzone security and protection are committed to public safety. We Install electronic security and fire detection systems that are protecting homes and businesses all over Cyprus . That is why we have developed this booklet to help educate you about personal safety.

# CONTENTS



<b>Keeping Kids Safe.....</b>	<b>4, 5</b>
Teach Children to .....	4
If Children are Alone at Home.....	5



<b>Burglary Prevention .....</b>	<b>6, 7</b>
Safeguard Your Home .....	6
Apartment Safety Tips .....	7
While Away.....	7
In the Event of a Break-in .....	7




<b>Street Smarts .....</b>	<b>8, 9</b>
Tips for Walkers .....	8
Tips for Drivers.....	9
On Buses or Subways .....	9
Elevators .....	9



<b>Smart Safety.....</b>	<b>10, 11</b>
Making Your Workplace Safe .....	10
Helping the Victim of a Crime .....	11
Taking a Stand Against Crime .....	11

# KEEPING KIDS SAFE



One of the great things about kids is their natural trust in other people, particularly adults. It's hard for parents to teach children to balance this trust with caution, but kids need to know how to protect themselves and how to handle threatening situations.

## Teach Children to:

- Use the telephone properly in case of emergencies and practice making emergency phone calls with them.
- Memorize their name, address (including city and state), and phone number (including area code), and your work number.
- Walk confidently and stay alert to what's going on around them.
- Walk and play with friends, not alone.
- Refuse rides or gifts from someone they don't know well.
- Know where to go to in an emergency.
- Tell a trusted adult immediately if anyone, even a teacher or close relative, touches or speaks to them in a way that makes them feel uncomfortable.





### **If Children are Alone at Home After School, Make Sure They Know:**


- The check-in procedure to follow, whether with you at work or with a neighbor.
- Emergency telephone numbers—fire, police, poison control, paramedics, your workplace, a neighbor and a relative.
- Not to let strangers into the home, for any reason.
- Not to tell telephone callers they are alone.
- How to work the door and window locks.
- Your rules about acceptable activities.
- Not to go into the home if a door is ajar or a window is broken. They should go to a neighbor's house or public phone and call the police.



# BURGLARY PREVENTION

## Safeguard Your Home

- Make sure all your exterior doors have good locks—at least deadbolt locks with a minimum 1" throw.
- Use the locks you have. Always lock up when you go out, even if only for a few minutes.
- Make sure outside doors and door frames are solid, 1-3/4" metal or hardwood.
- Secure sliding glass doors with commercially available bars or locks or put a wooden dowel or broom handle in the door track.
- Make sure your windows have good locks, particularly those at ground level. Lock double-hung windows by sliding a small-headed bolt or nail through a hole drilled at a slight downward angle in a top corner of the inside sash and partway into the outside sash.
- Make sure all porches, entrances and outside areas are well-lit.
- Trim any bushes or trees that hide doors or windows. Maintain your yard and keep ladders and tools inside when you're not using them.
- Don't hide your keys under the doormat or in a flowerpot. That's the first place burglars look! It's much better to give an extra key to a trusted neighbor.
- Mark your valuable property like televisions, VCRs, computers, cameras, and stereos with your driver's license number. Borrow an engraver from the police. Keep a record of your property in a safe place.
- Ask local police to do a security survey.
- If you park your car outside of your garage, never leave the garage door opener in the car.



## Apartment Safety Tips

- Do your part to see that entrances, parking areas, hallways, stairways, laundry rooms and other common areas are well lit. Mailboxes should be in a publicly travelled, well-lit area.
- Make sure fire stairs are locked from the stairwell side with an appropriate emergency release mechanism. Laundry rooms and storage areas should be kept locked.
- Use common area locks and encourage your neighbors to do the same.



## While Away

- Ask a neighbor to collect your mail and newspapers, and offer to return the favor.
- Put an automatic timer on at least two lights and a radio. Consider photoelectric sensors to turn outside lights on and off automatically.
- Tell a trusted neighbor when you're leaving and when you'll return. Include an itinerary and phone numbers where you can be reached in an emergency.

## In the Event of a Break-in



- If your home or apartment appears to have been broken into, do not go inside. Call your local law enforcement.
- If you believe that an unauthorized person is in your home, consider whether you could safely hide in a closet or other location to avoid detection. If that is not possible or appropriate, leave, and be sure to take a cell phone with you if you have one. Use the cell phone to call for help or go to a neighbor's home and ask the neighbor call for emergency assistance.

*Please review our Home Invasion Safety booklet for detailed information on how to help prevent home invasions.*

# STREET SMARTS



## The Big Three

1. Stay alert and tuned into your surroundings, wherever you are.
2. Stand tall and walk confidently.
3. Trust your instincts. If you feel uncomfortable in a place or situation, leave quickly.

## Tips for Walkers

- Choose busy streets and avoid passing vacant lots, alleys or deserted construction sites. At night, stick to well-lit areas.
- Don't walk or jog alone. Take a friend or neighbor along if possible.
- Get to know the neighborhoods where you live and work. Find out what stores and restaurants are open late and where the police and fire stations are located.
- Carry your purse close to your body and keep a firm grip on it. Carry a wallet in an inside coat pocket or front pants pocket.
- Don't overload yourself with packages and avoid wearing shoes or clothing that restrict your movements.
- Carry a whistle or other sound device in case of an emergency.

## Tips for Drivers

- Always lock your car and take the keys, even if you'll only be gone a short time.
- When you drive, be on the lookout for any problems that affect the neighborhood's well-being—abandoned cars, missing signs, malfunctioning traffic lights, reckless drivers or poor street lighting. Follow up and report any problems to the appropriate authorities.
- Keep your car in good running condition to avoid breakdowns.
- If your car does break down, raise the hood or tie a white cloth to the streetside door handle. Stay in the locked car. If someone stops to help, ask him or her to phone for assistance.
- Park in a well-lit area.
- Be alert when using enclosed parking garages. If you must leave a key, leave only your ignition key with a lot attendant.
- Always carry an emergency kit in your car. It should contain a flashlight, flares, first aid products and a 72-hour supply of food and water.
- Never pick up hitchhikers.
- Consider purchasing a cell phone to use in an emergency.
- Before getting into your car, look underneath and inside it.

### If Someone Tries to Rob You

1. Don't resist. Give up your property. Don't give up your life. Toss your wallet as far as you can. This way, the assailant will typically go for your wallet.
2. If you are accosted, yell, "Help, Fire!" This is more likely to draw attention to you.
3. Report the crime to the local law enforcement. Try to describe the attacker accurately. Your actions can help prevent others from being victims.

### On Buses or Subways

- Sit near the bus driver or in subway cars with several other passengers.
- Use well-lit, busy stops.
- Stay alert! Don't doze or daydream.
- If someone harasses you, don't be embarrassed. Loudly say "Leave me alone!" If that doesn't work, hit the emergency device.
- Watch who gets off with you. If you feel uneasy, walk directly to a place where there are other people.

### Elevators

- Avoid stepping into an elevator alone at night, especially if there is a stranger on board already.
- Stand near the controls in an elevator. If a stranger gets on, press the button for the next floor and get off. If accosted, press the alarm button immediately.

# SMART SAFETY



## Making Your Workplace Safe

- If you plan to work late or go in early, try to arrange your schedule to coincide with another employee's.
- Be extra cautious when using restrooms or stairwells that are in isolated locations, poorly lit or open to the public.
- If you are working late, ask the security guard or a co-worker to escort you to the parking lot.
- Lock your purse or wallet in a drawer or closet at all times.
- Check the identification of any stranger or any delivery or repair person that wants to enter a restricted area or move equipment.
- If you notice any suspicious persons or vehicles, call security or the police. Be especially alert outside normal working hours.
- Keep emergency numbers for security, police and fire assistance posted by every phone.
- Make note of which co-workers could provide transportation or temporary shelter for others in the event of an emergency.
- Never write down a safe or vault combination or a computer password.
- Make sure your office has an emergency evacuation plan.
- Have safe rooms available where people can go during an in-office emergency.
- Ask employees to wear identification tags at all times.

## Helping the Victim of a Crime

- Don't blame the victim.
- Don't tell the victim he or she is silly for being upset, angry or afraid.
- If the victim hasn't told the police, offer to go with him or her, drive him or her or help in any way to file a report.
- Help the victim repair the damage.
- Stay with the victim if he or she is feeling upset or fearful.
- Be willing just to listen to the victim talk about the crime. It's therapeutic for some victims.
- Help with transportation, babysitting, cooking or other everyday needs.
- Accompany the victim to the police station, hospital or court.
- Ask what you can do to help in the future and stay in touch with him or her.

## Take a Stand Against Crime

- Get to know your neighbors and discuss your concerns about the neighborhood and community. Share information.
- Be alert to things that say "we don't care" and invite crime like poor street lighting, boarded-up buildings, a lack of recreational activities or jobs for teens, vacant lots littered with debris, and inadequate day care and after-school programs. Work with law enforcement, civic groups, schools, local businesses, community agencies, churches and service clubs to solve the problems.
- Join a Neighborhood or Apartment Watch group. Members receive training in crime prevention and agree to look out for each other's safety and property. If there's no Watch organization in your neighborhood, start one with help from local law enforcement and community groups.
- Help local government do its job. Alert law enforcement to suspicious activities and any crimes. Report non-working street lights, missing street signs, abandoned houses and other problems to the agencies responsible.





Developed With Assistance From  
The National Crime Prevention Council

For more information on these and other crime prevention topics,  
visit [www.ncpc.org](http://www.ncpc.org)

Purchasing a security system for your home or business is an important decision. Start by choosing Evzone Security Professional who will provide the best products and services.

Our partners own and operate security businesses and they serve and are dedicated to promoting life safety. So Evzone Security and protection choose to represent the best companies and we are trained by the most experienced security professionals in the industry. Evzone Security introduces and proposes Eaton products, an industry leader in security technology and a name you can trust.

Choose the partner that cares about you, your family, your business and your community. Choose Evzone security & protection.

[www.evzone-cy.com](http://www.evzone-cy.com)